

did stop him, retied the rope and decided no more puddle jumping for awhile.

It was fun. And those walks in the park every morning are my way of coming to terms with my own life, learning the little quirks and joys of my dogs, experiencing the absolute joy of life in general. There is nothing more beautiful than nature, in all forms. Even when it is bleak and cold as it is now, it has a stark beauty to it that cannot be denied. Watching the dogs bounce through the drifts of snow, clouds of white billowing from their mouths as they pant, dancing around one another with play ... it is exciting to watch. Plus, I bond to my dogs during these walks.

I'll never forget last November, we were casually strolling along a bridle path that cut through a huge stand of woods. It was cold, it was still, it was just past daybreak and there was a very defined beauty to the day. Suddenly we heard this crash by us. The dogs woke up (sometimes they walk while sleeping, it's a wonderful talent that they have) and became alert, I reeled them in closer to me and we all watched as this magnificent huge buck came to a standstill not ten feet from us. He was as shocked as we were and we all posed there for a matter of time, staring at one another. Oh, what a photograph that would have made ... all of us on our toes, alert, staring, the breath frosty, the air electric. I figured the surprised buck would immediately turn around and run, but he didn't. It was rutting season and he must have been feeling ornery. I think my Borzoi were surprised that he stayed right where he was, too, because both of them gave me a somewhat sideways look as if they were asking me, "Now what, Mom? What's he DOING?" I did and said nothing. But I sure was thinking fast. I figured here I have two big Borzoi that weigh in excess of 100 pounds a piece. Here I have myself weighing 112 pounds. Here we have this gorgeous mature buck weighing God knows what, either going to flip out and ATTACK us or take off rapidly, whereupon my two mature Borzoi would drag me to Timbuktoo in chase. What to do?

Coonie decided it for me. He raised his left leg and STAMPED it twice on the ground. No other motions from any animals. The buck snorted, flipped his tail, wheeled around and took off. Coonie's motion was enough warning for me to brace myself and get at an angle in case both dogs took off at once. But they surprised me ... as the buck crashed back from whence he came, both Borzoi advanced about two feet, stared for a bit then looked at me with this look of utter glee on their faces as if to say, "WOW, wasn't that GREAT!" and they peed on a nearby tree, scratched the ground and resumed their stroll.

Now I ask you, don't SOME of you envy me this sort of experience? Well, I'm not out to get anyone to envy me, but think twice about your own lives and figure out how much YOU love nature, the land and elements that God created for us. How many of you are taking it all for granted, abusing what you have and never really coming CLOSE to having such marvelous experiences with your sighthounds?

It's hard for me to accept that MOST sighthounds do not get a chance to experience the joys of nature just as dogs. They live in kennels, they go to shows, they breed, they get attention, but how many of them really get to just go on walks with their owners? Not many. What a life.



*The walks create a bond...*

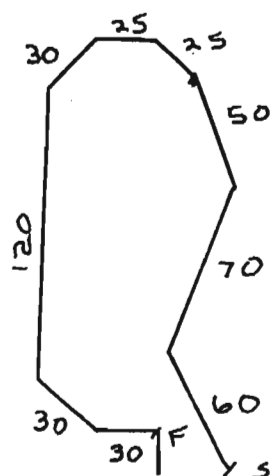
I won't bore you any longer. Please forgive me, though, for being unprofessional in this very professional magazine and talking about my personal joys and my own dogs. It's just something in me that had to come out. But be prepared ... I'll probably do it again very soon. •

## Dogsavers

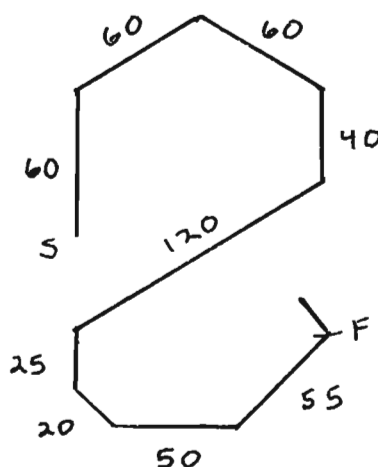
### Lure Coursing, Part 4 Good Course Plans

*Patricia Gail Burnham  
Fair Oaks, California*

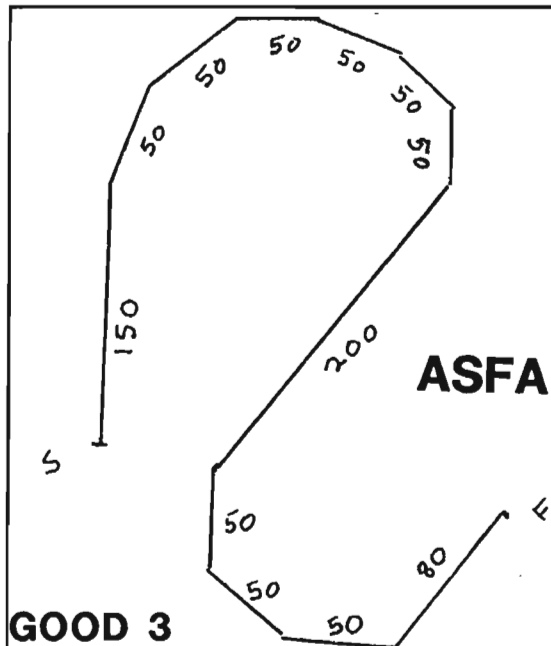
Here it is at last, show and tell time. After three issues of discussion about course plans it is time to look at the real thing. First I would like to thank John and Beth Anne Gordon who were responsible for this series. They were providing great hospitality while I was judging the International, and when I had discussed course plan theory enough, Mrs. Gordon suggested that I devote an article to it. When I protested that what we had been talking about was common knowledge she said, "It may be common knowledge where you come from but it is not common knowledge here." And she was correct. Views about course plans vary from one part of the country to another. Even worse, these ideas were common knowledge in California eight years ago among people who ran both lure and open field. Every five years in any dog sport 80 percent of the

**ASFA****GOOD 1**

1.

**ASFA****GOOD 2**

2.

**ASFA****GOOD 3**

3.

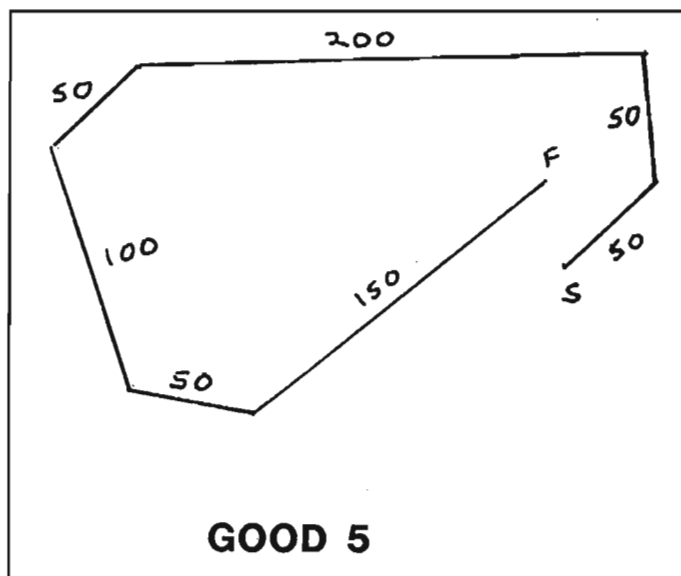
**GOOD 4**

4.

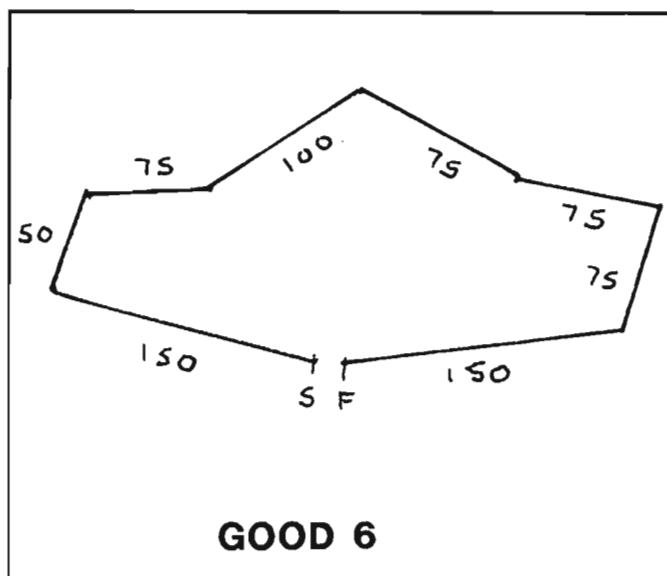
people are replaced with new ones. So, you can lose information, along with the people, until what was once common knowledge becomes rare. That can have very serious effects on the dogs themselves, for reasons that I will postpone mentioning until the end of this article. But first, the course plans, and a little history.

When lure coursing was first started there were only two possible course plans. You either ran on course plan A or course plan B. For that matter most of the stakes were mixed. That is Greyhounds, Whippets, Afghans and Salukis all ran against each other in trios. A club could hold a breed stake for

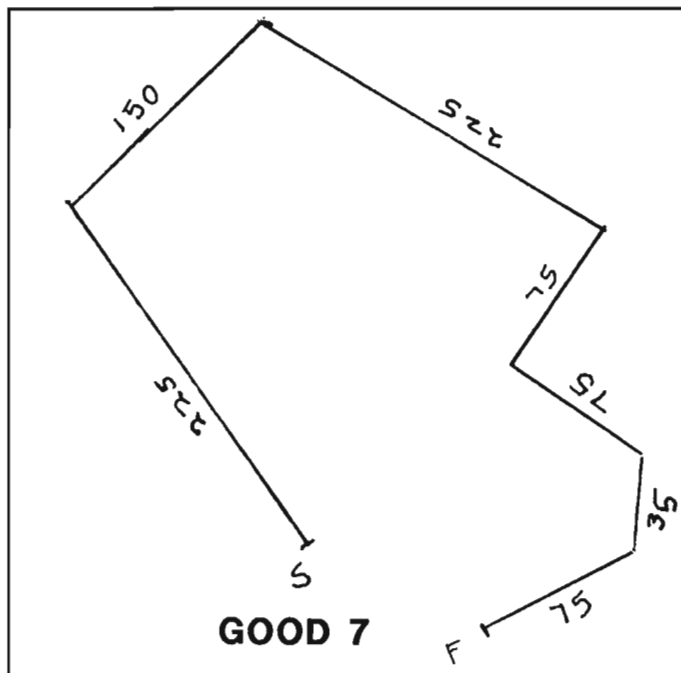
its own breed but that was the exception. Generally in large mixed stakes, the Whippets and Greyhound dominated the placements. That made owners of the other breeds unhappy and gave them the incentive to hold breed stakes where they only had to run against their own breed. By the time I started lure coursing in 1975, any breed with an entry of four would only run against others of its breed. By then clubs had more freedom to design their own course plans. There were three sample course plans and two rules: First, no angle at a pulley could exceed 90 degrees. Second, a 90 degree turn had to be followed by a straight at least 100 yards long. The three



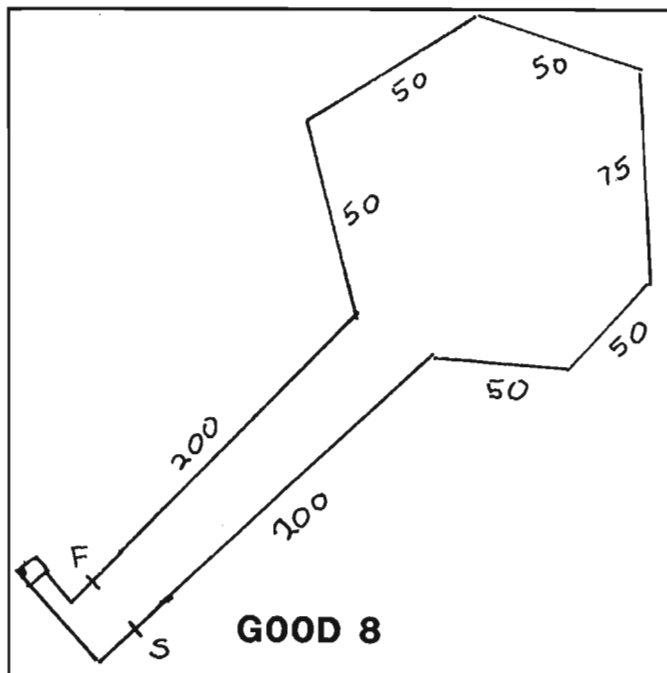
5.



6.



7.



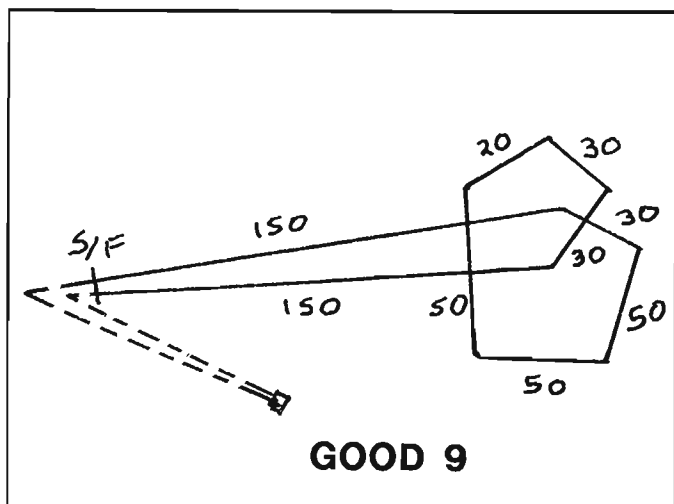
8.

sample course plans are shown here. (Figures 1, 2, and 3)

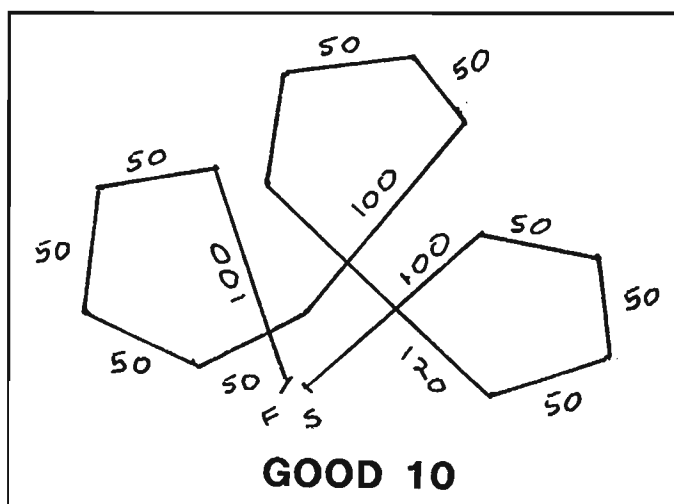
They were designed for drag lure, but can be modified for continuous loop. They are perfectly legal course plans that can be used successfully today. (The first one would need to have 60 yards added to it to raise the total distance to the currently recommended 500 yards.) But take a look at them. Each of them contains at least one straight longer than 100 yards to judge speed on. They also contain a series of turns in which each turn is less than 90 degrees. When all of the turns are added together, they total less than 400 degrees. These courses are what the folks who invented lure coursing thought was a reasonable course on which to judge a dog, and it is a good idea to remember this when you evaluate other course

plans, especially those in the bad example section later on.

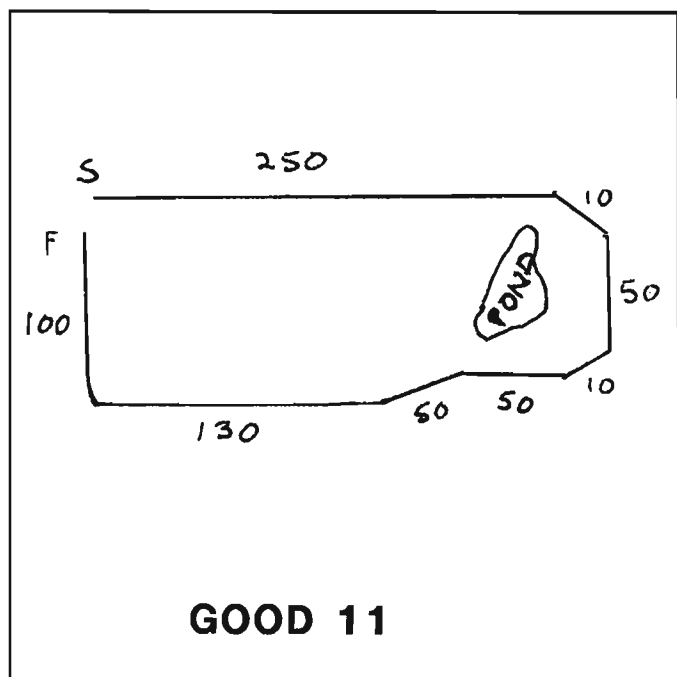
(A note on cumulative turn totals: Adding up the total changes of direction that a dog goes through in a course is a good way to determine how realistic a course plan is. Real rabbit courses generally involve fairly long courses where the cumulative total of the turns will be less than 400 degrees. Rabbits prefer to turn about 45 degrees and never make a running turn of more than ninety degrees since that would mean heading back towards the dogs, and rabbits are not stupid. They will occasionally drop to the ground, let the dogs overrun them, and head back the way they have come in a full reversal, but it is a rare event, and when it happens everything comes to a brief stop. Then everyone gets underway again.



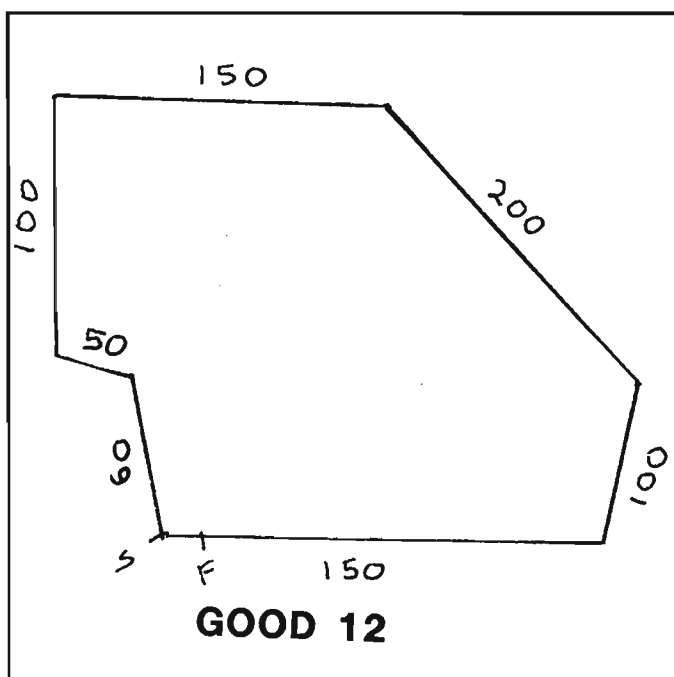
9.



10.



11.



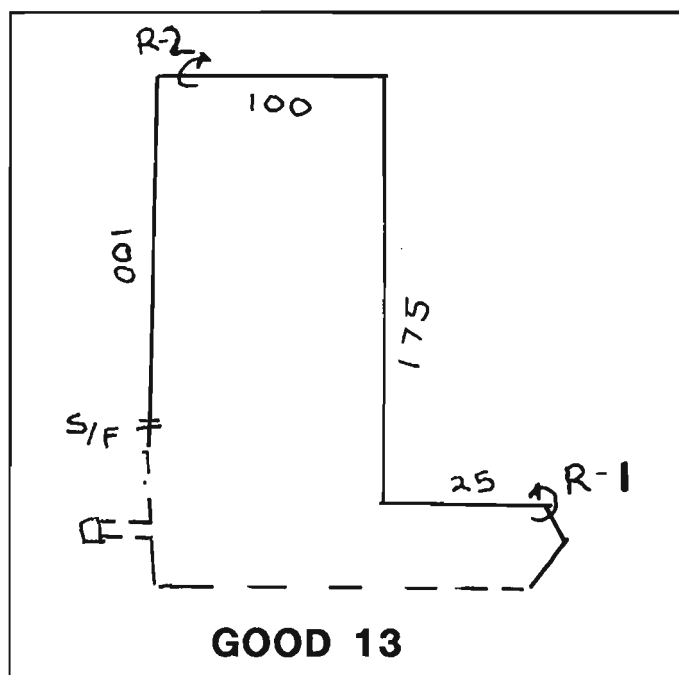
12.

That is nothing to base course design on unless you are prepared to halt the lure at the pulley for each turn greater than 90 degrees. The LCM dogs would love that!)

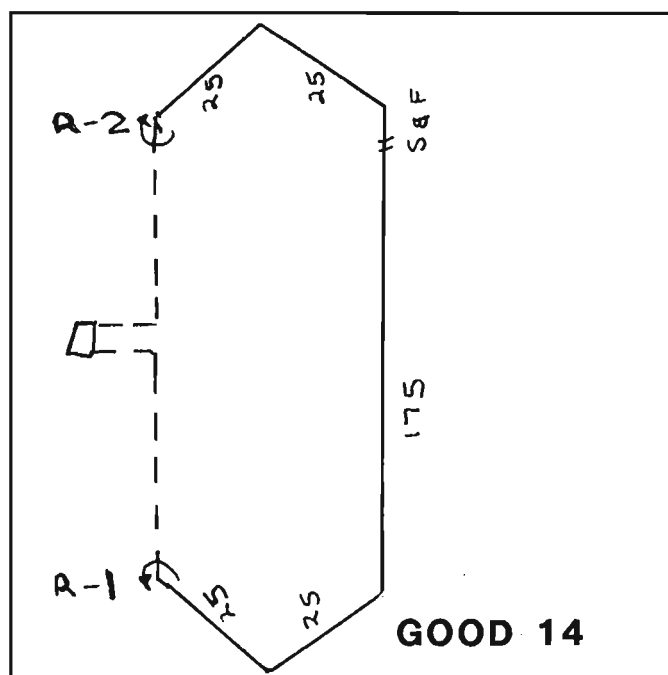
This is a longer version of plan one, modified for continuous lure. It has less than 360 degrees of total turns and has initial straights of at least 100 yards in both directions. Folks used to more complex course plans may wonder whether this plan will give a cutting dog a chance to reveal himself. A few months ago, I judged on this course in Seattle, Washington and enjoyed it thoroughly. The cutting dogs would cut in the middle of the 175 yard straight. They could not believe a lure could go that far without turning. It really let them give themselves away. Cutting on the straight gave them a disadvantage, instead of the advantage that a cutter usually gains over a true running dog in a turn. (Figure 4)

I really admire the simplicity of this course plan. The total turns are 360 degrees. There are three nice long straights. None of the turns exceed 90 degrees, with most of them much less. Because the turns are all in the same direction you have to reverse this course for the finals. Otherwise, you will not be able to tell if the dogs can turn equally well in both directions. There are a few racing Greyhounds who turn great to the left which is the direction they turn in on the track, but they may have a problem with right hand turns. A dog fresh off the track may never have seen a right hand turn and may keep running straight at the corner. Usually a little practice takes care of that. But a good grade A racer who runs until his retirement at age five, may never turn as well to the right as to the left. (Figure 5)

This course plan is getting tighter. It still has decent



13.



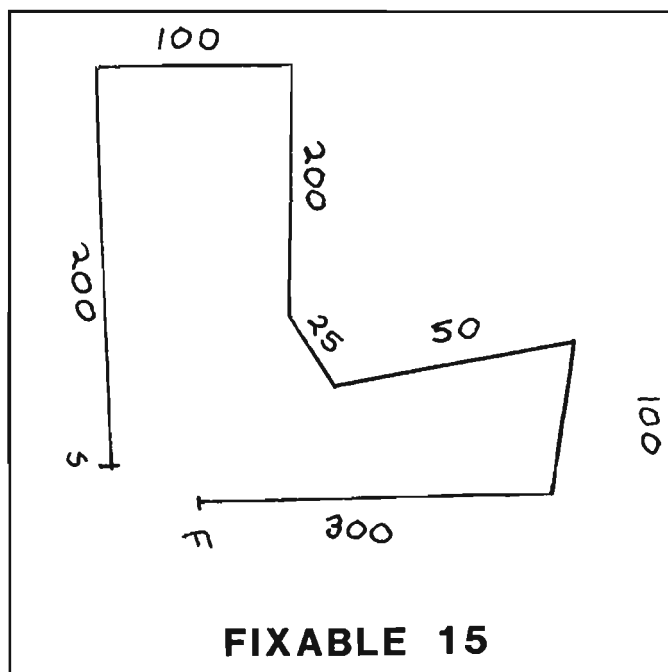
14.

straights off the start in both directions. Four of the turns are close of 90 degrees and there is only 50 to 75 yards after the turns, instead of 100. The turn total is still less than 400 degrees; and this is a far better course than some that will be shown in the rotten course section. (Figure 6)

Again the turn total is less than 400 degrees with some substantial straights. This course will run better in the direction shown than it will when it is reversed. In this direction the dogs will have 600 yards to burn off their early speed before they handle the 75 yard sections and turns. On the reversal they will start right off into the turns and will be trying to handle them at higher speeds. (Figure 7)

This course plan was affectionately known as the "Ice Cream Cone." It was used for several of the Greyhound specialty courses that were held at the Santa Barbara Kennel Club shows, from 1976 through 1980. Again the total turns are less than 400 degrees, and all of the turns are less than 90 degrees. There are 200 yard straights off the start and finish to test run-up speed and endurance, and the course runs the same in both directions. This field was the size of a polo field - four soccer fields laid side by side. For folks who think that these turns are too gentle and that dogs should be able to turn on a dime (or a pulley), let me point out that only slow dogs can do that. Fast dogs may need more room than this. We put several track dogs through the spectators with this course plan. The dogs would be zipping through the crowd, trying to turn right and peeking through knees to keep the lure in view. And, we had the spectators fenced back from the course. (Figure 8)

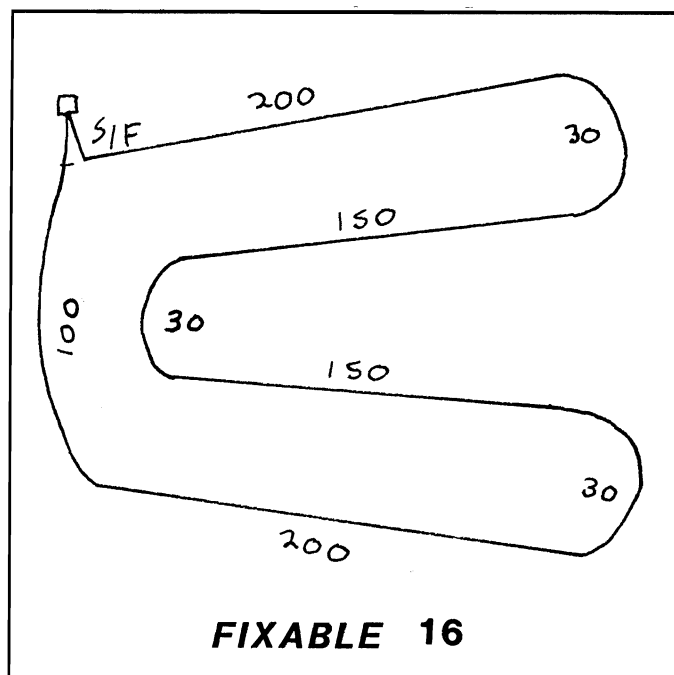
Bonnie Dalzell submitted this as a good example, and I like it. It is basically the ice cream cone flipped inside out. There are the same long start and finish straights. The difference is that instead of one full circle the dogs have to make one and a half circles, increasing the turn total to 600



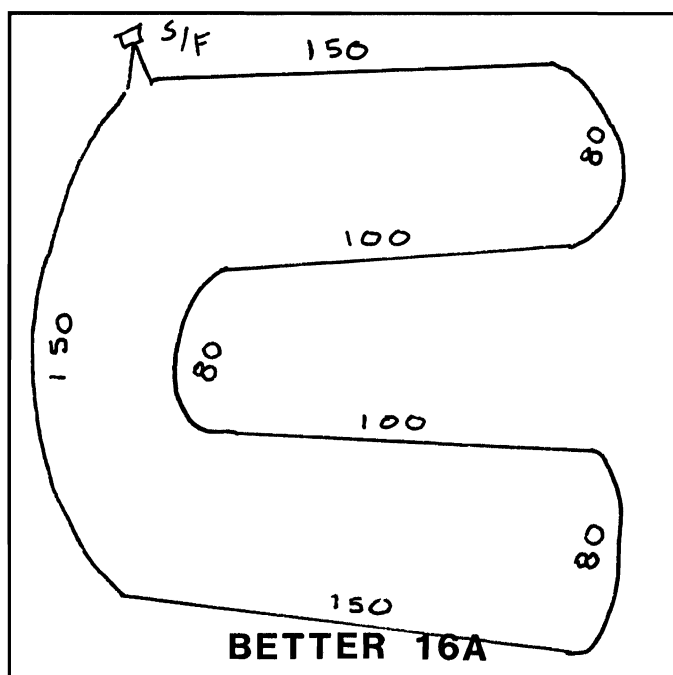
15.

degrees. I am not sure of what benefit the extra turns would be, usually 400 degrees of total turn in a course is plenty to let the judges see if a dog can turn well. None of the turns are greater than 90 degrees and most are less which, alone, would make this plan much better than most of the plans from its part of the country. (Figure 9)

This course plan was sent with a "migawsh" written on it and I presume it was intended as a poor example, but I think it has some good qualities. It is a freeway cloverleaf. All it requires a dog to do is lean to one side and keep turning in the



16.



16a.

direction shown. The dog just keeps looping to the right. On the reversal he keeps looping to the left. There are four 100 yard or better straights, and no turns greater than 90 degrees. The only problem is that the turn total is close to 850 degree, which is twice what is needed. But, there are worse things, as we will see later. (Figure 10)

These are both simple open course plans, that have less than 400 degrees of total turn and are easy to judge on. The more complicated a course plan is, the more confused and unpredictable the judging is likely to be. One of the benefits of simple course plans is that the exhibitors tend to agree with the judging. (Figures 11 and 12)

This course plan and the next one are beautiful in operation but they require a nearly extinct type of lure machine, the fully reversible continuous loop. That is a machine where the direction of the drive wheel can be reversed at the push of a button. Bud Pine developed it and this first course plan is his. It was set on the Golden Gate polo field on a cold foggy day and it was beautiful. The dogs only ran the part of the course shown in a solid line. The dotted parts indicate line on the field, but it is not part of the course. The dogs were slipped and ran out to R-1. The turn from the 175 yard straight to the 25 yard offset would pull them away from the lure line, and at R-1 the lure would be reversed. The dogs simply finished the turn they were already in, completing a small circle, and came back to the lure as it ran back down the long straight. Preliminaries and finals were run in the same direction. The difference was that the finals were longer, with two more reversals. The second at R-2 to take the dogs out another time and the third back at R-1 for the turn for home. So the preliminaries were 800 yards long and the finals were 1,400 yards. It was such a cold day that the dogs didn't seem to mind the distance and the course ran beautifully. (Figure 13)

I thought it was so much fun that we used it at the Greyhound specialty that year. The two 25 yard offsets are to pull the dogs into the turn and away from the lure line to clear the lure for the reversal. Again the course is not reversed for the final. It always starts into the long straight. The finals are just a different number of laps that the preliminaries. The path the dogs run is like a dumbbell - a long straight with a loop on each end. (Figure 14)

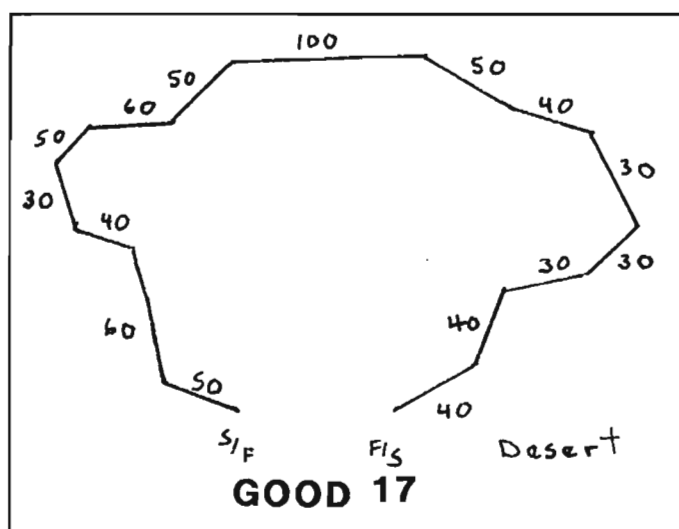
I lament the passing of the fully reversible lure machine. It not only is needed for several of my favorite course plans, but it was the best device ever invented for retraining lure wise dogs. We would set up a plan like fourteen and every time the dog cut away from the lure, the lure would be reversed. It was quite effective.

This is a course plan that one little change can fix. Twenty-five yards is an inadequate distance between two 90 degree turns. So if we just cross out that 25 and write in 100, this becomes a recommendable plan, with a total of 450 degrees of turns and some worthwhile straights. (Figure 15)

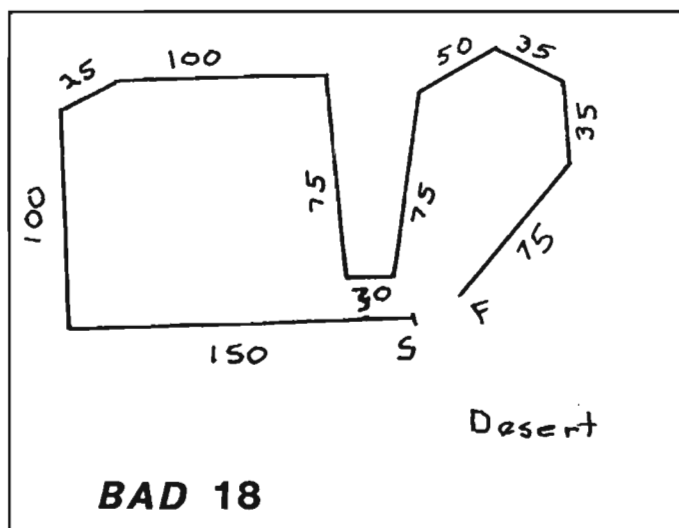
This is another course plan that has some interesting qualities and needs a little help. The designer drew in rounded turns and for emphasis wrote that the turns would be rounded which is a nice touch. But again, 30 yards is not enough distance for a dog to completely reverse his direction and head back the other way. So, I am offering 16a the same course plan with the turns widened. This plan does have 630 degrees of turn which is 50 percent more than is needed, but, it is still possible to run it. (Figure 16a)

Before we take up the wretched course plans in general, I would like to compare two course plans that were run in desert conditions.

This is a nice little course plan that should be safe under desert conditions. The turns are all gentle. The legs are rather short, which is likely to lead an experienced dog to check his



17.



18.

speed to be prepared for even more turns. The turn total is less than 400 degrees. Contrast this plan with the next one. (Figure 17)

I thought I would get this out of the way since it is my all time least favorite course plan, although, if it were run on grass, it would be merely poor, instead of disastrous. It happens to be the course that Tiger shattered his hock on while running it in loose sand. Two 90 degree pulleys with 30 yards between them in desert conditions is an invitation to needing a very good orthopedic surgeon. This course plan also has 630 degrees of total turn, which is on the high side if it were on grass, and is much too high for a sand course. Now that this plan is out of the way we can go on to the really wretched course plans. Ones that are dreadful, even on grass. (Figure 18)

Next issue - The Worst Course Plans of All Time. How NOT to Design a Course Plan. •

## Hounds in the Hills

### The Story Behind the Pictures

Jacqueline Gregory  
Somerset, California

I had planned on sending these photos to The Borzoi Quarterly Photofolio simply because they are darling pictures of my granddaughter, Jessica, with Borzoi ... but then, a couple of things happened that made me think a story should go with them. You see, all the Borzoi pictured here are RESCUES. Proud Grandmama (me) was showing them to several Borzoi owners along with the comment that the Borzoi had been picked up at the Northwest SPCA with a broken hock joint. One of the people commented that Borzoi from the pound were "problem" dogs and "how many holes does your granddaughter have?" Well, actually, the answer to that is "NONE," but a more detailed answer would include the fact that wonderful, loving animals end up in the pound because of unwonderful, unloving people.

The second thing that happened was another comment. I was relating the marvelous home to which I had just delivered a marvelous "rescue" Borzoi and the person said "They have all that money, why don't they go out and BUY a Borzoi?" And the answer to that is, they just did ... they bought one from Rescue.

The fact of the matter is that MOST rescue Borzoi are delightful and MOST Borzoi fancier are quite in favor of rescue units. The few Borzoi that are unstable must be terminated; too bad we can't solve the problems of rescue detractors in the same manner.

In my eleven years of rescue work, the last year under the auspices of the Borzoi Club of Northern California, Incorporated as BCNC's Borzoi Rescue Unit of Northern California, we have had to terminate only two, but I should



*Gypsy, immediately after spay, curled up under Egon, sharing the sofa with our Nerina.*